



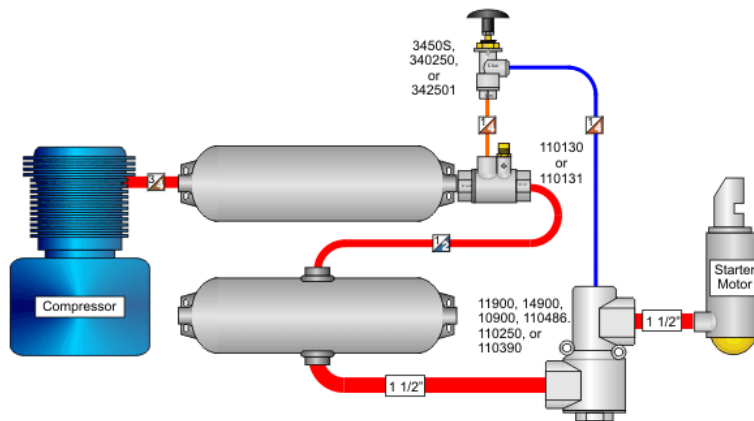
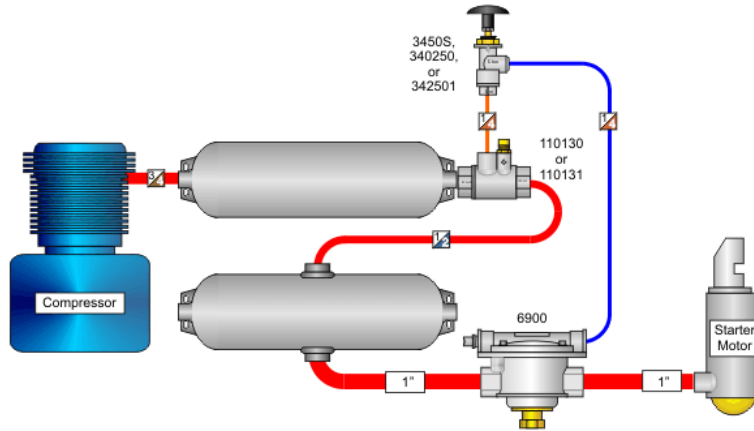
Proudly Made In USA   
Since 1939

# AIR STARTER PRODUCTS



*Sealco* Commercial Vehicle Products

215 East Watkins Street  
Phoenix, Arizona 85004  
Phone 602/253-1007 Fax 800/222-2334  
[www.sealcocvp.com](http://www.sealcocvp.com)



**6900 AIR STARTER VALVE**

*These are large volume diaphragm operated relay valves commonly used to drive air starter motors.*

**Two Control Ports**  
6900-5 Plug Unit Assembly  
69-5 Repair Kit

**COMMENTS:**  
Non-Threaded Exhaust Port

PORTS		
INLET PORT (NPT)	OUTLET PORT (NPT)	CONTROL PORTS (NPT)
1 "	1 "	1/4 "

MADE IN USA

**110188 AIR STARTER VALVE**

*These are large volume diaphragm operated relay valves commonly used to drive air starter motors.*

**COMMENTS:**  
Threaded Exhaust Port

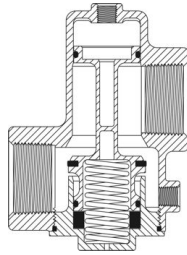
PORTS		
INLET PORT (NPT)	OUTLET PORT (NPT)	CONTROL PORTS (NPT)
1 "	1 "	1/4 "

MADE IN USA



### 110250 AIR STARTER VALVE WITH AUXILIARY PORT

These are large volume piston operated relay valves commonly used to drive air starter motors



COMMENTS:  
Nitrile O-Rings

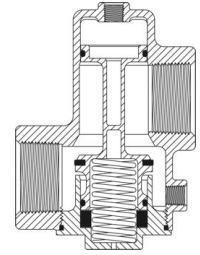
#### PORTS

INLET PORT (NPT)	OUTLET PORT (NPT)	APPLICATION PORT (NPT)	AUXILIARY PORT (NPT)
1 1/2"	1 1/2"	1/4"	1/4"

MADE IN USA

### 110390 AIR STARTER VALVE WITH AUXILIARY PORT

These are large volume piston operated relay valves commonly used to drive air starter motors



110407  
Repair Kit with  
Viton O-Rings

COMMENTS:  
Viton O-Rings

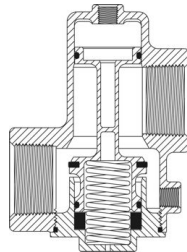
#### PORTS

INLET PORT (NPT)	OUTLET PORT (NPT)	APPLICATION PORT (NPT)	AUXILIARY PORT (NPT)
1 1/4"	1 1/4"	1/4"	1/4"

MADE IN USA

### 10900 AIR STARTER VALVE

These are large volume piston operated relay valves commonly used to drive air starter motors



109-5  
Repair Kit For 10900

COMMENTS:  
Nitrile O-Rings

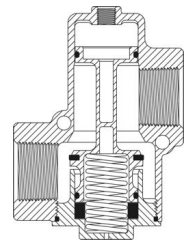
#### PORTS

INLET PORT (NPT)	OUTLET PORT (NPT)	APPLICATION PORT (NPT)	AUXILIARY PORT (NPT)
1 1/2"	1 1/2"	1/4"	Closed

MADE IN USA

### 11900 AIR STARTER VALVE

These are large volume piston operated relay valves commonly used to drive air starter motors.



TWO MOUNTING  
HOLES IN BODY

COMMENTS:  
Nitrile O-Rings

#### PORTS

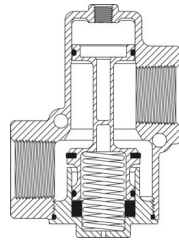
INLET PORT (NPT)	OUTLET PORT (NPT)	APPLICATION PORT (NPT)
1 1/2"	1 1/2"	1/4"

MADE IN USA



### 110486 AIR STARTER VALVE

These are large volume piston operated relay valves commonly used to drive air starter motors.



TWO MOUNTING HOLES IN BODY  
110407  
Repair Kit with Viton O-Rings  
COMMENTS:  
Viton O-Rings

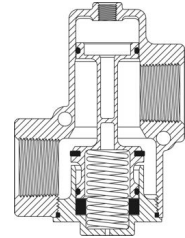
#### PORTS

INLET PORT (NPT)	OUTLET PORT (NPT)	APPLICATION PORT (NPT)
1 1/2"	1 1/2"	1/4 "

MADE IN USA

### 14900 AIR STARTER VALVE

These are large volume piston operated relay valves commonly used to drive air starter motors.



TWO MOUNTING HOLES IN BODY  
109-5  
Repair Kit with Nitrite O-Rings  
COMMENTS:  
Nitrile O-Rings

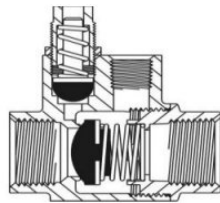
#### PORTS

INLET PORT (NPT)	OUTLET PORT (NPT)	APPLICATION PORT (NPT)
1 1/4"	1 1/4"	1/4 "

MADE IN USA

### 110130 COMBINATION CHECK VALVE, PRESSURE RELIEF & MANUAL DRAIN

The valves act as one way check valve, pressure relief valve, and manual drain. They are commonly used on air starters systems.



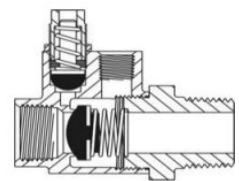
#### PORTS

INLET PORT (NPT)	OUTLET PORT (NPT)	EXHAUST PORTS (NPT)
3/4"	3/4"	1/4 "

MADE IN USA

### 110131 COMBINATION CHECK VALVE, PRESSURE RELIEF & MANUAL DRAIN

The valves act as one way check valve, pressure relief valve, and manual drain. They are commonly used on air starters systems.



#### PORTS

INLET PORT (NPT)	OUTLET PORT (NPT)	EXHAUST PORTS (NPT)
3/4"	1 "	1/4 "

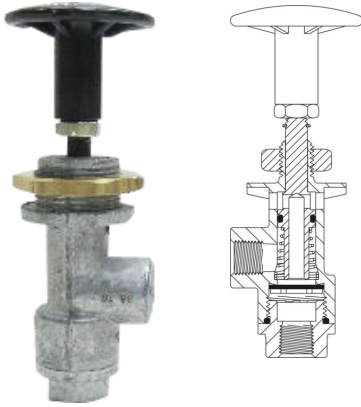
MADE IN USA



**3450S  
340250  
342501**

**PANEL MOUNT MOMENTARY  
PUSH PULL VALVES**

Valve is opened by pushing knob in and automatically closes when force removed.



APPLICATION:  
Starter Control

**3450S**

**PORTS**

KNOB	INLET PORT (NPT)	OUTLET PORT (NPT)	MOUNTING THREAD SIZE
13-S	1/8"	1/8"	7/8"

**340250**

**PORTS**

KNOB	INLET PORT (NPT)	OUTLET PORT (NPT)	MOUNTING THREAD SIZE
13-S	1/8"	1/8"	1/2"

**342501**

**PORTS**

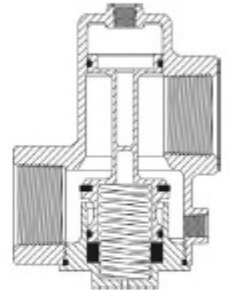
KNOB	INLET PORT (NPT)	OUTLET PORT (NPT)	MOUNTING THREAD SIZE
13-S	1/8"	1/8"	7/16"

MADE IN USA

**110490**

**AIR STARTER VALVE  
WITH AUXILIARY PORT**

These are large volume piston operated relay valves commonly used to drive air starter motors



COMMENTS:  
Nitrile O-Rings

**PORTS**

INLET PORT (NPT)	OUTLET PORT (NPT)	APPLICATION PORT (NPT)	AUXILIARY PORT (NPT)
1"	1"	1"	1"