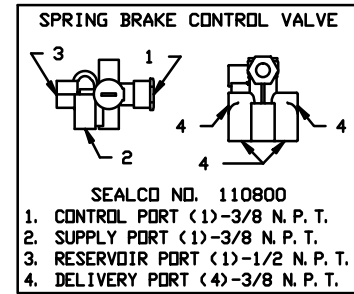
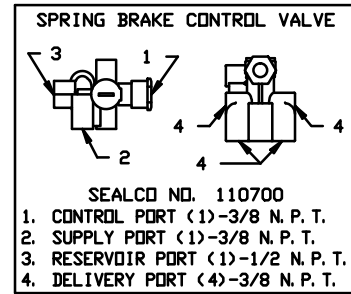
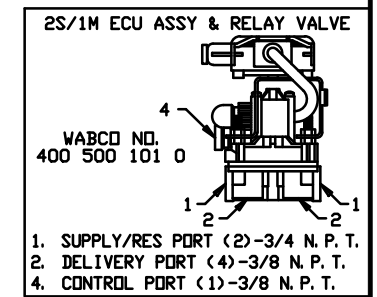
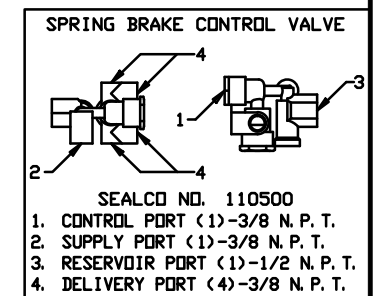
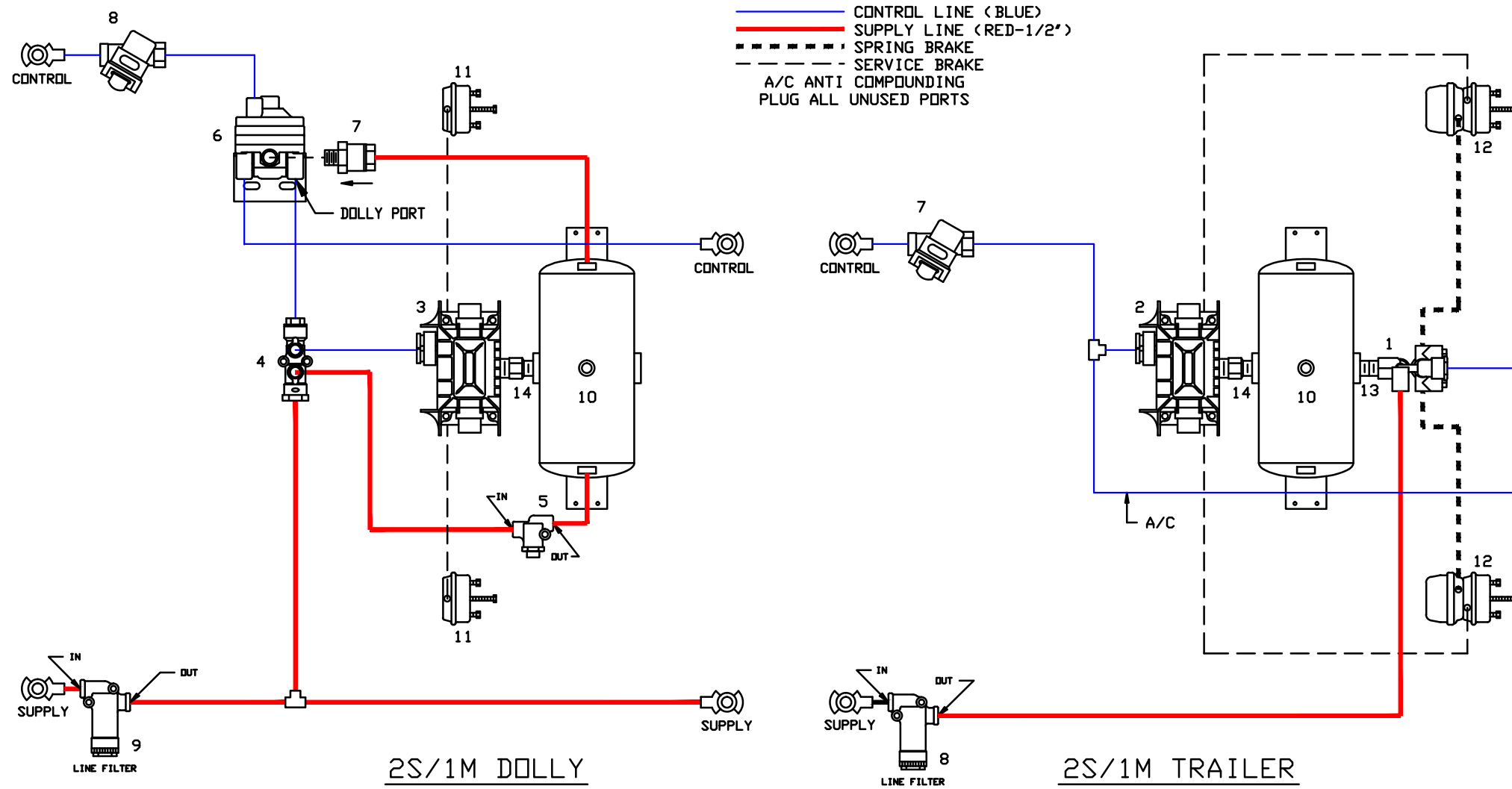
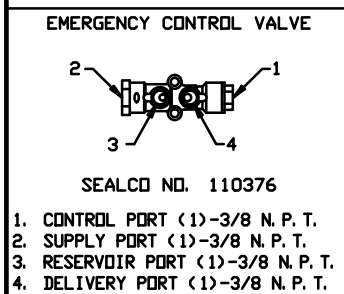
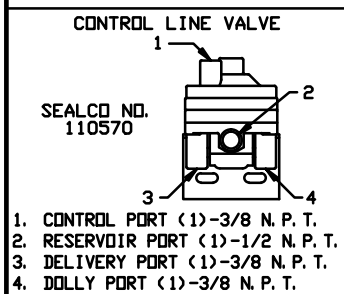
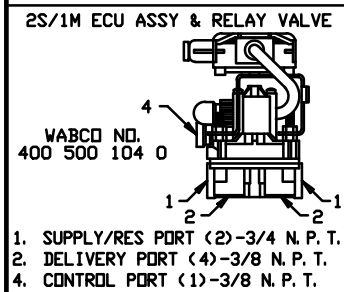


NO.	DESCRIPTION
1.	SEALCO NO. 110500 SPRING BRAKE CONTROL VALVE
2.	MERITOR WABCO NO. 400 500 101 0 ECU & RELAY ASSEMBLY
3.	MERITOR WABCO NO. 400 500 104 0 ECU & RELAY ASSEMBLY
4.	SEALCO NO. 110376 EMERGENCY CONTROL VALVE
5.	SEALCO NO. 110257 EMERGENCY BRAKE PRESSURE PROTECTION
6.	SEALCO NO. 110570 CONTROL LINE VALVE
7.	SEALCO NO. 10200-1/2 ONE-WAY CHECK VALVE
8.	MERITOR WABCO NO. 432 500 005 0 CONTROL LINE FILTER
9.	SEALCO NO. 2550 LINE FILTER
10.	RESERVOIR
11.	SERVICE BRAKE CHAMBER
12.	SPRING BRAKE AND SERVICE BRAKE CHAMBER
13.	SEALCO NO. 6002 1/2" X 1/2" NIPPLE OR 6003 1/2" X 3/4" NIPPLE
14.	SEALCO NO. 616 1/2" X 3/4" NIPPLE OR 6006 3/4" X 3/4" NIPPLE



SEALCO NO. 'S 110700 OR 110800 MAY BE USED IN PLACE OF ITEM NO. 1; SEALCO NO. 110500 SEE BOXES TO THE LEFT



IT IS THE RESPONSIBILITY OF THE VEHICLE MANUFACTURER TO ASSURE THAT EACH VEHICLE COMPLIES WITH ALL APPLICABLE REGULATIONS.
 SAC-APD0996

AIR SYSTEM DIAGRAM REQUESTED BY:
 INCA FRUEHAUF

SINGLE AXLE 2S/1M DOLLY AND SINGLE AXLE 2S/1M TRAILER
 DR: MG CH: ZY DATE: 11-17-2016 DRAWING NO: PC-7626