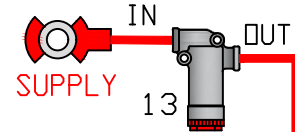
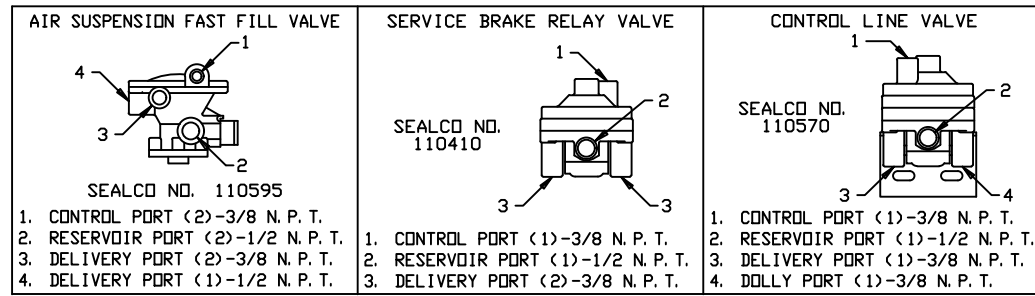


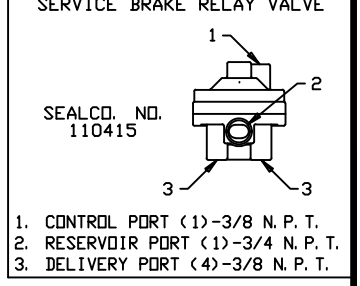
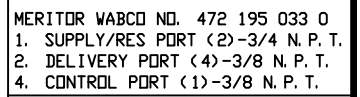
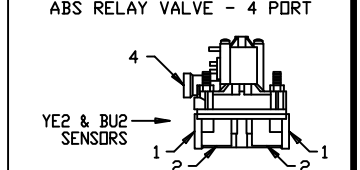
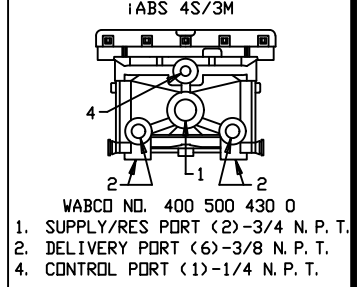
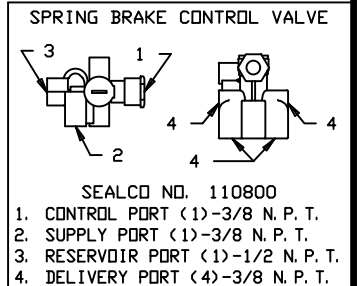
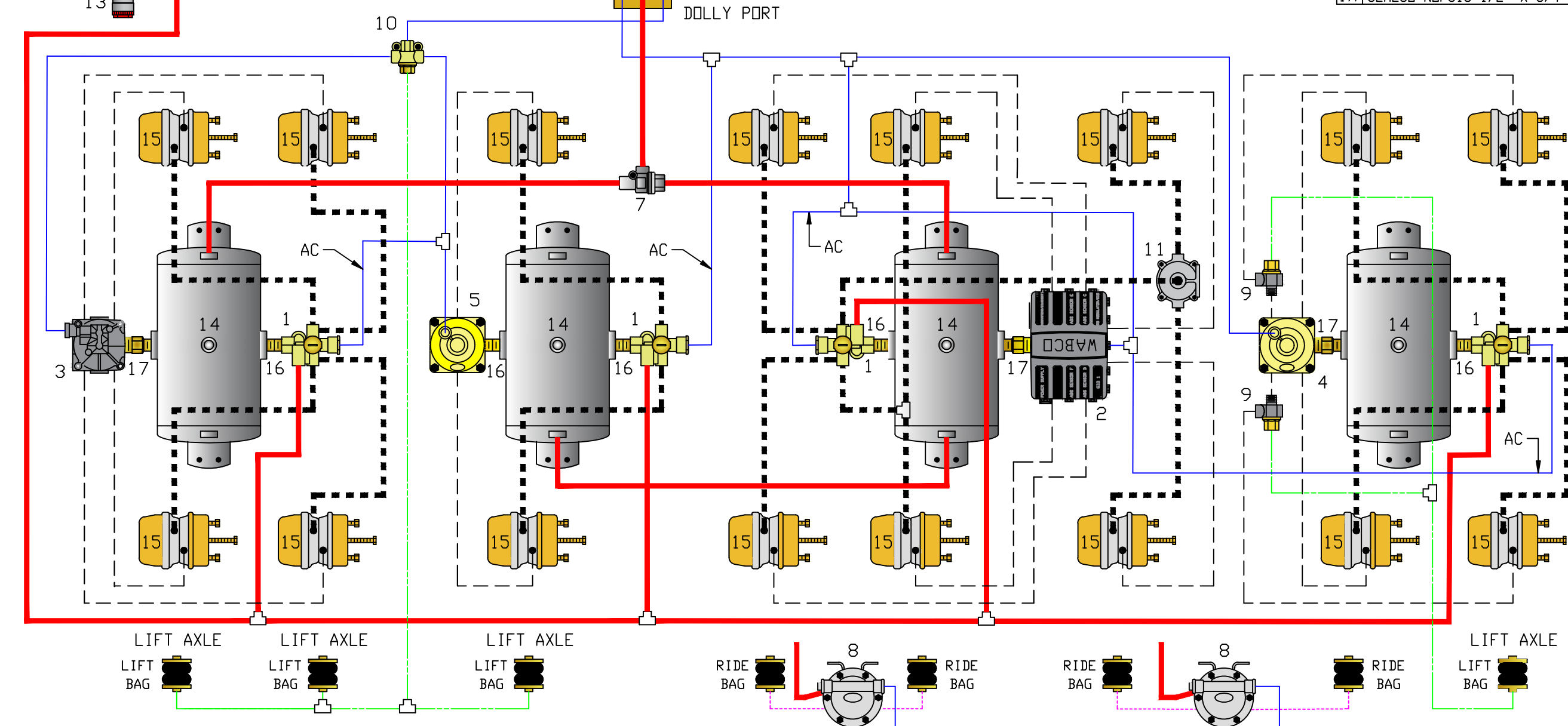
NOTE: THE FIRST 3 AXLES WILL LIFT AND LOWER SIMULTANEOUSLY AND WILL BE FREE WHEELING WHEN THESE AXLES ARE RAISED.



- CONTROL LINE (BLUE-3/8")
  - SUPPLY LINE (RED-1/2")
  - - - - - SPRING BRAKE
  - - - - - SERVICE BRAKE
  - - - - - LIFT BAG
  - - - - - RIDE BAG
  - - - - - A/C ANTI COMPOUNDING
- PLUG ALL UNUSED PORTS



NO.	DESCRIPTION
1.	SEALCO NO. 110800 SPRING BRAKE CONTROL VALVE
2.	WABCO NO. 400 500 430 0 ABS
3.	WABCO NO. 472 195 033 0 ABS RELAY VALVE
4.	SEALCO NO. 110415 RELAY VALVE
5.	SEALCO NO. 110410 RELAY VALVE
6.	SEALCO NO. 110570 CONTROL LINE VALVE - OPTIONAL
7.	SEALCO NO. 320100 TWO-WAY CHECK VALVE
8.	SEALCO NO. 110595 FAST FILL VALVE
9.	SEALCO NO. 780115 FREE WHEEL LIFT AXLE VALVE
10.	SEALCO NO. 780215 FREE WHEEL LIFT AXLE VALVE
11.	SEALCO NO. 200001 QUICK RELEASE VALVE
12.	WABCO NO. 432 500 005 0 CONTROL LINE FILTER
13.	SEALCO NO. 2550 LINE FILTER
14.	RESERVOIR - VOLUME TO BE AS PER FMVSS-121
15.	SPRING BRAKE & SERVICE BRAKE CHAMBER
16.	SEALCO NO. 616 1/2" X 3/4" OR 6002 1/2" X 1/2" NIPPLE
17.	SEALCO NO. 616 1/2" X 3/4" OR 6006 3/4" X 3/4" NIPPLE



VEHICLE COMPLIANCE & CERTIFICATION WITH ALL APPLICABLE FEDERAL, STATE & PROVINCIAL REGULATIONS INCLUDING FMVSS 121 AND CMVSS 121 IS SOLELY THE RESPONSIBILITY OF THE VEHICLE MANUFACTURER

AIR SYSTEM DIAGRAM REQUESTED BY: \_\_\_\_\_

- 110595 LEGEND
- FROM MANUAL CONTROL VALVE
  - FROM ISOLATED RESERVOIR
  - - - - - DELIVERY TO RIDE BAG

8 AXLE TRAILER W/ 4 LIFT AXLES AND 4S/3M			
DR: MG	CH: ZY	DATE: 9-26-2022	JOB NO: P-8054