



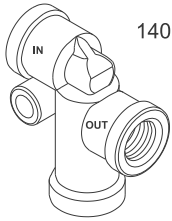
Auxiliary System Valves Quick Reference



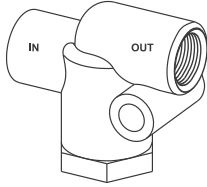
View the full Sealco product line on the web at www.sealcovp.com

Set Pressure Protection Valves

These valves can be nipple or body mounted. The 140 series include an internal check valve.



140 Series



110 Series

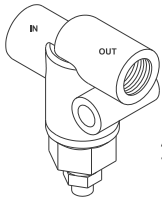
Always aim vents downward

Part Number	In/Out Ports	Close *PSI	Repair Kit
140200	3/8"	50	140201
140270	3/8"	60	140271
140280	3/8"	70	140281
140290	3/8"	80	140291
140300	1/4"	50	140201
140370	1/4"	60	140271
140380	1/4"	70	140281
140390	1/4"	80	140291
110258	3/8"	90	None
110657	3/8"	70	None

*Nominal Closing Pressure

Adjustable Pressure Protection Valves

These PPVs feature an adjustable closing pressure.



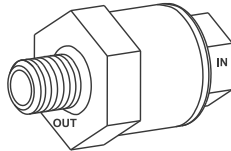
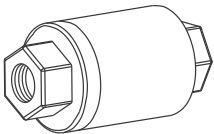
Always aim vent downward

Part Number	In/Out Ports	Factory *Set	Adjust Range
1300	3/8"	60	20-70
1300-45	3/8"	45	20-70
1300-80	3/8"	80	20-85

*Nominal Opening Pressure

Check Valves

Rugged all metal body check valves



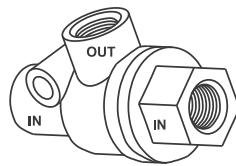
Single Check All Female		
Part Number	Inlet Port	Outlet Port
2200 1/4	1/4"	1/4"
2200 1/2	1/2"	1/2"
2200 3/4	3/4"	3/4"

Single Check Female/Male		
Part Number	Inlet Port	Outlet Port
10200 3/8	3/8"	3/8"
10200 1/2	1/2"	1/2"
10200 3/4	3/4"	3/4"
102001	3/4"	1/2"
102002	1/2"	3/4"

*Bypass Check All Female		
Part Number	Ports Size	Orifice Size
110183	1/4"	.028"
220000	3/4"	.030
220100	1/4"	.062

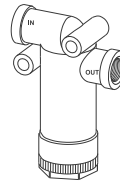
*Bypass check valves deliver full flow in one direction and metered flow (based upon orifice size) in the other.

These should not be used in place of standard check valves.



Two Way Check All Female		
Part Number	Inlet Port	Outlet Ports
320100	3/8"	3/8"

System Filter

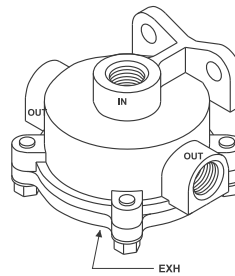


This supply line filter provides extra protection from contamination introduced through the gladhand.

2550 Supply Line Filter With 3/8" NPT Ports

Quick Release Valves

Heavy duty brake and suspension system quick release valves

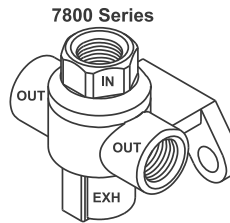


*Exhaust Port Threaded 1/2" NPT

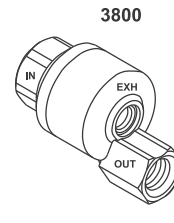
Part Number	Inlet Port	Outlet Ports	Crack PSI	Repair Kit
2000B 3/8	3/8"	1/4"	4-5	20-5
2000B 1/2	1/2"	3/8"	4-5	20-5
2000C 3/8	3/8"	1/4"	8-10	20-5
2000C 1/2	1/2"	3/8"	8-10	20-5
2000D 3/8	3/8"	1/4"	0-1	20D-5
2000D 1/2	1/2"	3/8"	0-1	20D-5
200000	1/4"	1/4"	0-1	20D-5
*200001	3/8"	3/8"	0-1	20D-5
*200002	1/2"	3/8"	0-1	20D-5
*200003	3/8"	1/4"	0-1	20D-5
*200004	3/8"	3/8"	0-1	200135
*200006	1/4"	1/4"	0-1	20D-5

Quick Release & Holding Valves

These valves will deliver and retain pressure until the supply pressure drops to less than half that of the delivery.



7800 Series



3800

Part Number	Port Size
3800	1/4"
7800	1/4"
780210	3/8"
*780219	3/8"

*Includes Exhaust Seal

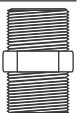
Mounting Nipples And Tees

These parts are NPT threaded fittings for use in air systems. The plated steel schedule 80 nipples are suitable for mounting air brake valves to reservoirs.

Number	Threads	Notes
6002	1/2"x1/2"	...
6003	1/2"x3/4"	...
6006	3/4"x3/4"	[W]
6010	1/2"x3/4"	[S]
6011	1/2"x1/2"	[S]
6012	3/4"x3/4"	[S] [W]

Number	Threads	Notes
616	1/2"x3/4"	[W]
617	1/2"x3/4"	[W] [F]

[F]=3/4" Thread Is Female
[S]=Pre-installed Sealant
[W]=Wrench Pad



780212	3/8 NPT Tee With Mount
780212P	Plated 3/8 NPT Tee With Mount
780214	3/8 & 1/4(2) NPT Tee With Mount

