



TIK0515-01

17620-1 Knob Kit Installation

May 2009


Insert valve through mounting panel (not shown) and hold in place.




Hold preassembled nut, boot and knob assembly in other hand.




Align assembly and thread knob on to knob shaft.



Twist knob eight or more turns on to shaft. Hold shaft with pliers if needed.



Thread retainer nut on to valve body threads.



Tighten nut to securely. Make sure boot overlaps knob by at least 1/4".

