



TIM0202-02D

138000/138010 Auto Drop/Manual Lift Load Sensing Axle System (LSAS) Sept. 2014

This LSAS system is designed to automatically lower one or more lift axles on a trailer when a load is sensed. This prevents overloading of the static (down) axles and proportions the load over all of the axles.

- All Pneumatic Operation
- Label Set And Seal Included
- Excellent Low Temperature Operation
- Will Not Deploy On Power Loss
- Optional Body Mounted Status Lamp Switch
- Does Not Require Mounting Enclosure
- Pressure Override To Prevents False Deployment
- Simple Pressure Adjustment
- Manual Operation When Load Is Not Present
- Optional Plug And Play Status Lamp Harness

138000 LSAS Valve Body And Label Set



138010 LSAS Valve Body, Fittings And Label Set



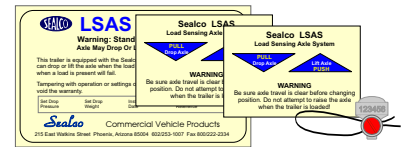
The axle(s) can be manually lowered at any time or raised when there is no load sensed. The axle(s) will automatically lower if attempts are made to raise them when a load is sensed.

The LSAS is all pneumatic and does not rely on electrical power to operate. It will not change modes (drop or lift) when the power circuit is non existent, faulty or the voltage drops. An optional internal switch and harness set are available to illuminate a status lamp when the lift axle(s) are raised.

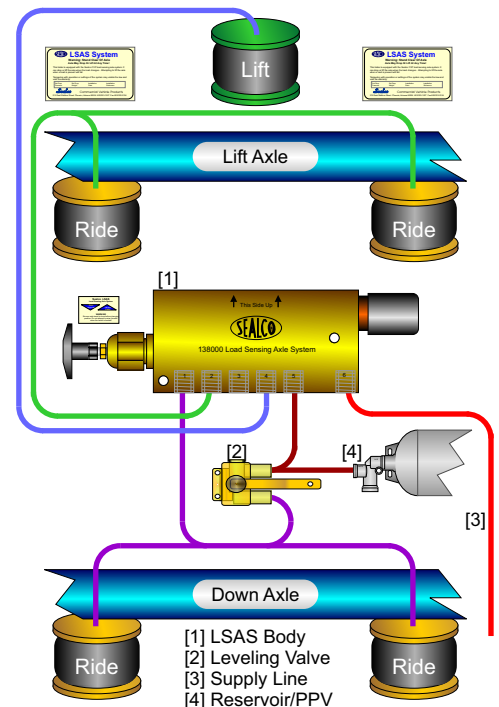
The valve body can be mounted within an enclosure or outside if protected from heavy splash and contamination. It has excellent low temperature operational characteristics and features a trigger gain feature for extra security against false deployment.

The deployment trigger reacts to pressure in the static (down) axle's ride springs. Adjustment of the trigger pressure is accomplished by turning the adjustment screw located on the back of the valve. The adjustment range is from 25 to 75 psi. A security label is included to seal off the adjustment screw and indicate whether the adjustment level has been tampered with.

Label Set



Typical Pneumatic Installation



- [1] LSAS Body
- [2] Leveling Valve
- [3] Supply Line
- [4] Reservoir/PPV



TIM0202-02D

Load Sensing Axle System (LSAS) - Included Accessories

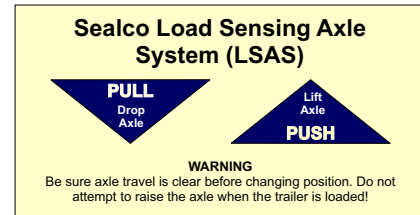
Sept. 2014

8168 LSAS Label Set

Two Axle Labels

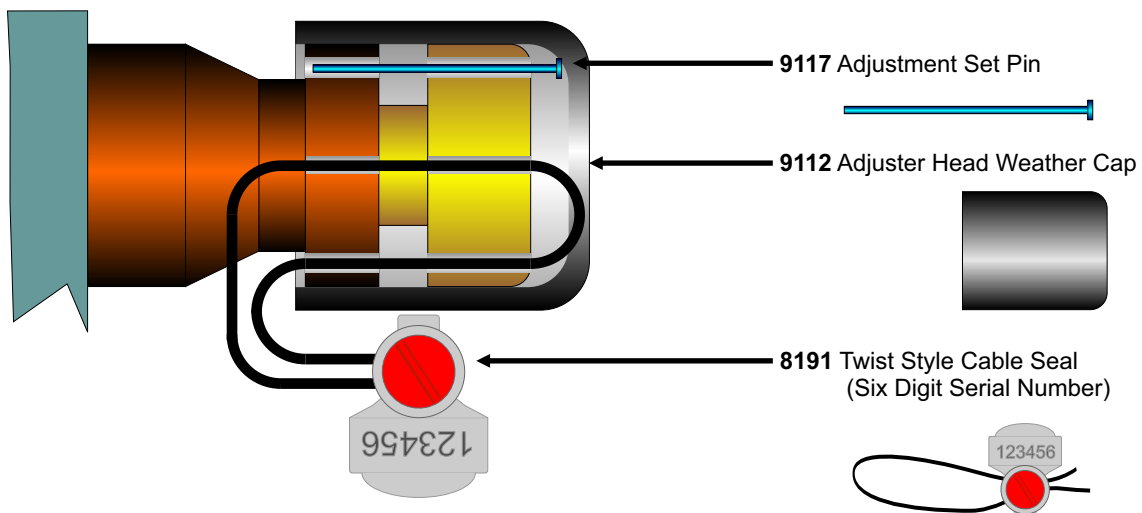
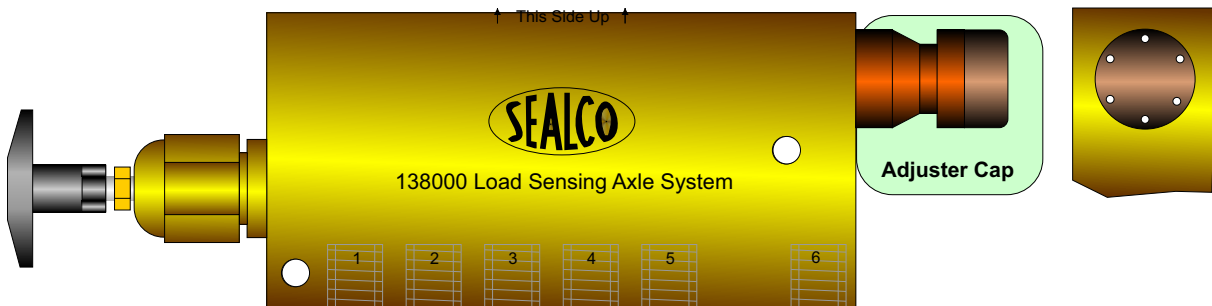


One Knob Label



These Items Are Required For Western Canadian Applications

Adjuster Cap Parts



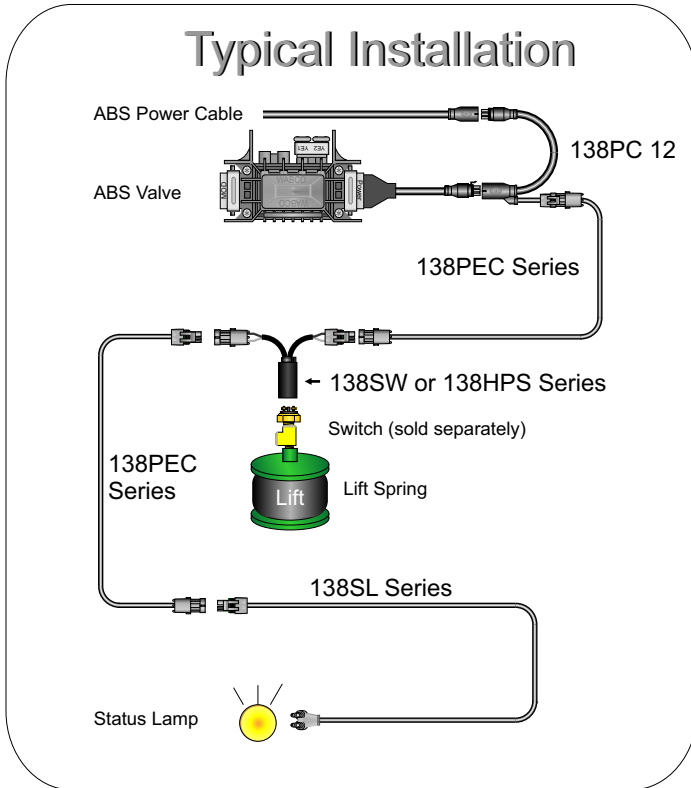


TIM0202-02D

Load Sensing Axle System (LSAS) - Status Lamp Harness

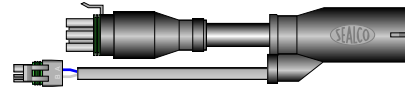
Sept. 2014

Plug and play harness parts to enable a status lamp feature. These parts are optional and not included with the system.



138PC 12 Power Cable

Taps the blue wire circuit for status lamp power. Connects in line to standard Packard equipped ABS power cables. The outlet connector is a sealed Weatherpack two pole connector. Overall length is 12" with a 12" outlet lead.



138PEC Series Power Extension Cables

Standard two wire Weatherpack cables to extend the reach of the status lamp and the power inlet. Standard lengths are 90", 120", 180", 240" and 360".



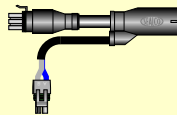
138SL Series Status Lamp Lead

A Lead with industry standard marker light connector for the status lamp. Standard lengths are 24", 72", 120", 180" and 240".



Harness Sequence

138PC 12 Power Cable

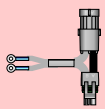
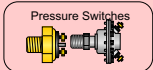


138PEC Series Power Extension Cables

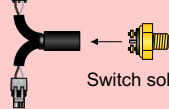


Optional

138PS 12 Switch Lead



138HPS 6 Switch Lead



Switch sold separately

138PEC Series Power Extension Cables



Optional

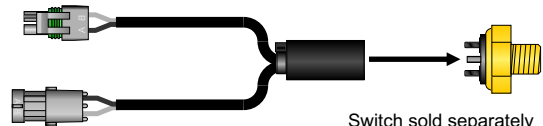
138SL Series Status Lamp Lead



Status Lamp (Not Included)

138HPS 6 High Pressure Switch Connector

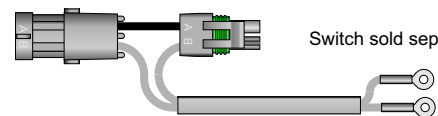
This molded connector is design to couple to the 81002 pressure switch. The switch leads are six inches long.



Switch sold separately

138PS 12 Switch Lead

Connects to switches with thread post terminals such as pressure switches. The outlet lead is twelve inches.

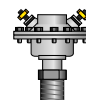


Switch sold separately

Pressure Switches

Use to illuminate status lamp. High pressure or low pressure switches are available. The 138SW 12 switch lead can be used with the 8100. The 138HPS 6 can be used with the 810002.

8100 Nipple Mounted



810002 Body Nipple Mount

